

لول سوئیچ میله ای

MODEL : 5 - 10 - 30 cm



alisanat.com



copyright © photo by alisanat.com

alisanat.com



copyright © photo by alisanat.com

alisanat.com



copyright © photo by alisanat.com

alisanat.com



copyright © photo by alisanat.com

alisanat.com



copyright © photo by alisanat.com

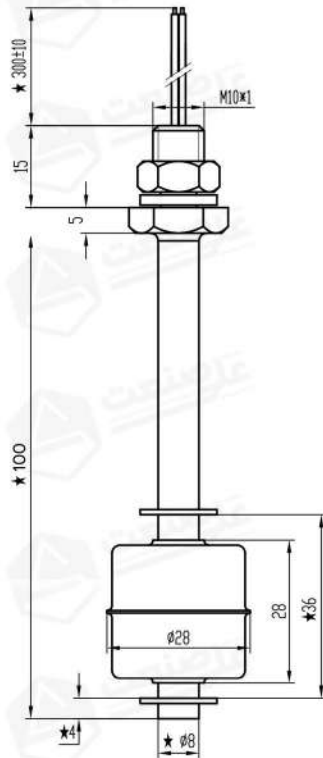
alisanat.com



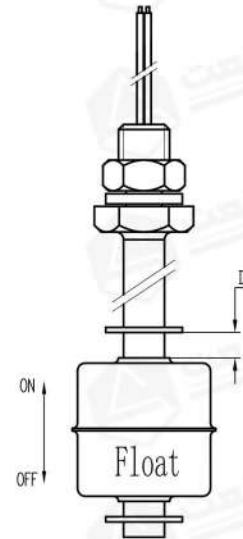
copyright © photo by alisanat.com

specification

Customer	Name	Stainless steel level sensor	Type	10 cm
----------	------	------------------------------	------	-------



Movement explanation

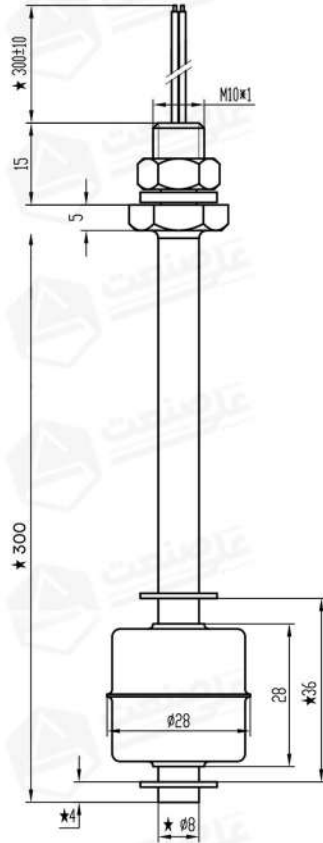


Movement explanation:
 When the float up to the D position in the position between $D=3\pm 1\text{mm}$, the reed switches will be closed
 Float ball reverses the opposite action.

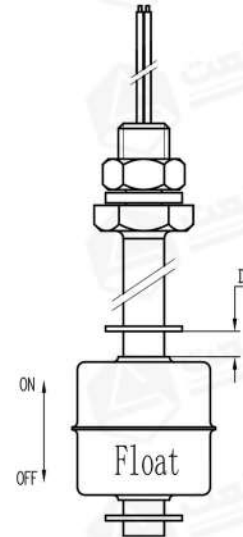
BOM					Reed switch Electrical Specification		Product features	
No	Part name	Specification	Material	Quantity	1.Contact form	A(NO.)	1.Float pressure[MPa]	0.7
1	Float	Ø28*28	SUS304	1PC	2.Contact rating[W]	50	2.Applicable temperature[°C]	-10~+85
2	Float ball	10110	SUS304	1PC	3.Max switching voltage[V]	DC350/AC300	3.Withstand voltage	1000V/10S
3	Cap nut	M10	SUS304	2PCS	4.Breakdown voltage[V]	600VDC	4.Terminal tensile strength[Kg]	3.6
4	O-ring	Ø15*Ø10*2	rubber	2PCS	5.Max switching current[A]	DC0.7/AC0.5	5.The contact resistance[mΩ]	170
5	E-ring	Ø14.2*Ø7.2*1.4	SUS304	2PCS	6.Max carry current[A]	2.5	6.Insulation resistance	2000MΩ/500V
6	Wire	UL1007 22# black	PVC	300mm	7.Contact resistance[mΩ]	100max		
7	Filling	5321A Black+5323B	epoxy glue	—	8.Insulation resistance[Ω]	10^5 min		
8	Terminal	—	—	—	9.Get an electric shock life	10^8		
9	Housing	—	—	—				
10	Reed switch	—	Imported	1PC	designed by	Checked by	Drawing by	Drawing Date
11	Circuit board	—	—	—				
						Scale	Sheet	Edition
						1:1	1	A

specification

Customer		Name	Stainless steel level sensor	Type	30 cm
----------	--	------	------------------------------	------	--------------



Movement explanation



Movement explanation:
 When the float up to the D position in the position between $D=3\pm 1\text{mm}$, the reed switches will be closed
 Float ball reverses the opposite action.

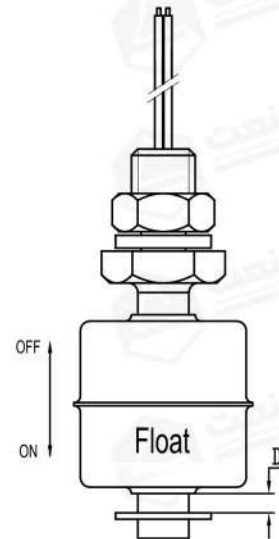
BOM					Reed switch Electrical Specification		Product features	
No	Part name	Specification	Material	Quantity	1.Contact form	A(NO.)	1.Float pressure[MPa]	0.7
1	Float	Ø28*28	SUS304	1PC	2.Contact rating[W]	50	2.Applicable temperature[°C]	-10~+85
2	Float ball	10110	SUS304	1PC	3.Max switching voltage[V]	DC350/AC300	3.Withstand voltage	1000V/10S
3	Cap nut	M10	SUS304	2PCS	4.Breakdown voltage[V]	600VDC	4.Terminal tensile strength[Kg]	3.6
4	O-ring	Ø15*Ø10*2	rubber	2PCS	5.Max switching current[A]	DC0.7/AC0.5	5.The contact resistance[mΩ]	170
5	E-ring	Ø14.2*Ø7.2*1.4	SUS304	2PCS	6.Max carry current[A]	2.5	6.Insulation resistance	2000MΩ/500V
6	Wire	UL1007 22# black	PVC	300mm	7.Contact resistance[mΩ]	100max		
7	Filling	5321A Black+5323B	epoxy glue	—	8.Insulation resistance[Ω]	10 ⁵ min		
8	Terminal	—	—	—	9.Get an electric shock life	10 ⁵		
9	Housing	—	—	—				
10	Reed switch	—	Imported	1PC	designed by	Checked by	Drawing by	Drawing Date
11	Circuit board	—	—	—				
						Scale	Sheet	Edition
						1:1	1	A

specification

Customer	Name	Stainless steel level sensor	Type	5 cm
----------	------	------------------------------	------	------

Unit: mm DIM Tolerance: ± 0.5

Movement explanation



Movement explanation:
When the float down to the D position in the position between $D=3\pm 1$ mm, the reed switches will be closed. Float ball reverses the opposite action.

BOM				Reed switch Electrical Specification		Product features		
No	Part name	Specification	Material	Quantity	1.Contact form	A(NO.)	1.Float pressure[MPa]	0.7
1	Float	$\varnothing 28 \times 28$	SUS304	1PC	2.Contact rating[W]	50	2.Applicable temperature[]	-10~+85
2	Float ball	1045	SUS304	1PC	3.Max switching voltage[V]	DC350/AC300	3.Withstand voltage	1000V/10S
3	Cap nut	M10*1.0	SUS304	1PC	4.Breakdown voltage[V]	600VDC	4.Terminal tensile strength[Kg]	N/A
4	O-ring	$\varnothing 14.3 \times \varnothing 8.7 \times 2$	rubber	1PC	5.Max switching current[A]	DC0.7/AC0.5	5.The contact resistance[m Ω]	N/A
5	E-ring	$\varnothing 14.2 \times \varnothing 7.2 \times 1.4$	SUS304	1PC	6.Max carry current[A]	2.5	6.Insulation resistance[M Ω]	100min
6	Wire	UL1015 22# Black	PVC	300mm	7.Contact resistance[m Ω]	100max	7.maximum torque[N.M]	20
7	Filling	5321A Black+5323B	epoxy glue	—	8.Insulation resistance[Ω]	10^{10} min		
8	Terminal	—	—	—	9.Get an electric shock life	10^6		
9	Housing	—	—	—				
10	Reed switch	—	Imported	1PC	designed by	Checked by	Drawing by	Drawing Date
11	Circuit board	ZYB	FR-4	1PC				
						Scale	Sheet	Edition
						1:1	1	A



علی صنعت

طراحی و تنظیم این کاتالوگ صد درصد توسط شرکت علی صنعت انجام شده
و تمامی حقوق برای شرکت علی صنعت محفوظ میباشد

The design and layout of this catalog have been 100% done by
Ali Sanat Company and all rights are reserved for
Ali Sanat Company

021-33112229

09123118117

www.alisanat.com